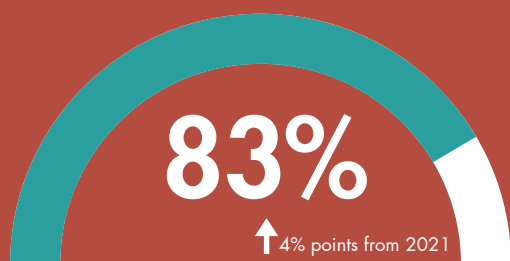


Population Survey on THE ARTS 2022


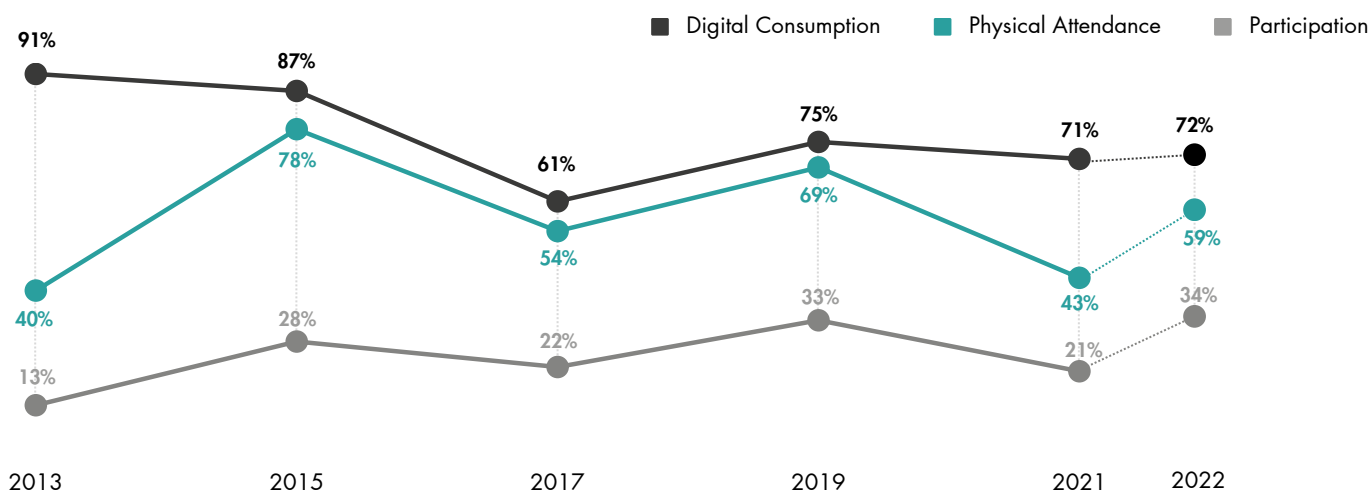
The **Population Survey on the Arts** is part of on-going efforts by the National Arts Council to monitor the state of the arts in Singapore. The current edition of the survey was conducted from January - March 2023 and covers the year of 2022.¹

Overall Attendance and Participation in the Arts

Overall Arts Attendance:



Overall arts attendance (either physically or digitally) was **83%** in 2022 – an increase from the previous year and largely driven by higher physical attendance in 2022. Participation in the arts also observed a strong rebound, while the level of digital arts consumption remained stable from 2021.



Students

Digital Consumption	86% (84%)
Physical Attendance	77% (65%)
Participation	54% (43%)



PMEBs

Digital Consumption	76% (76%)
Physical Attendance	71% (51%)
Participation	44% (25%)



Married with Children (S/D/W)*

Digital Consumption	66% (68%)
Physical Attendance	55% (38%)
Participation	29% (16%)



Seniors

Digital Consumption	59% (66%)
Physical Attendance	48% (28%)
Participation	16% (12%)



Youths

Digital Consumption	81% (80%)
Physical Attendance	70% (57%)
Participation	49% (35%)

Digital consumption refers to those who have watched or listened via digital / online channels at least 1 event or activity relating to Theatre performances, Music performances, Dance performances, Visual arts, Literary arts (including reading e-books or listening to audiobooks), Craft events, Heritage activities and Other arts and cultural events (e.g. Art films).

*S/D/W refers to those who are single, divorced, widowed.

(): Percentage figures from 2021.

¹The 2022 Population Survey on the Arts is released in tandem with Our SG Arts Plan (2023 – 2027). As a biennial survey, the next survey results will be released in 2024.

Base: 2013 All respondents n=2,015; 2015 All respondents n=2,041; 2017 All respondents n=2,023; 2019 All respondents n=1,176; 2021 All respondents n=2,047; 2022 All respondents n=2,018; 2021 Students n=215; 2021 PMEBs n=729; 2021 Married with Children n=1,297; 2021 Seniors n=388; 2021 Youths n=603; 2022 Students n=205; 2022 PMEBs n=747; 2022 Married with Children n=1,135; 2022 Seniors n=385; 2022 Youths n=591

Perceptions of the Arts

Sentiments towards the arts and culture in Singapore have remained largely positive.

Personal Benefits

Personal appreciation of arts and culture generally remained high, but declined marginally as compared to 2021.

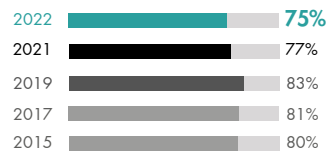
The arts and culture give us a better understanding of people of different backgrounds and cultures.



The arts and culture help us to express our thoughts, feelings and ideas.



The arts and culture inspire and help us to be more creative in our studies and/or work.



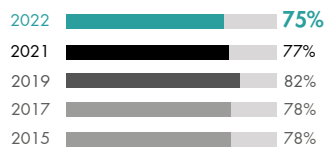
The arts and culture improve the quality of life.~



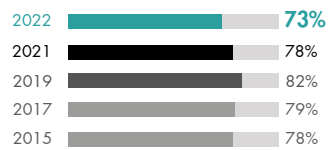
Community and National Benefits

At least two-thirds of Singaporeans remain positive about the various benefits of the arts and culture for the community and country.

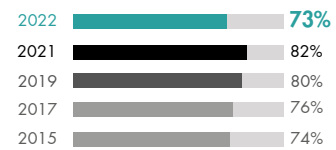
The arts and culture say who we are as a society and country.



The arts and culture foster dialogue and understanding between generations.~



The arts and culture is something that Singaporeans can be proud of.



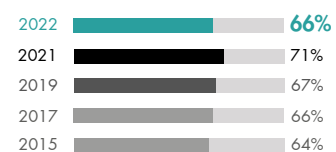
The arts and culture give us a greater sense of belonging to Singapore.



The arts and culture help draw Singaporeans closer as a community.



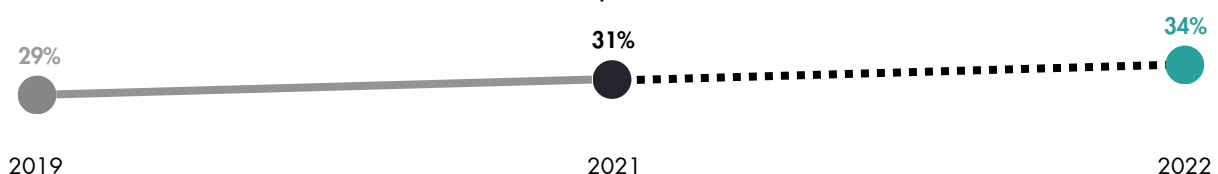
The arts and culture contribute to the Singapore economy.



Base: 2015 All respondents n=2,041; 2017 All respondents n=2,023; 2019 All respondents n=1,176; 2021 All respondents n=2,047; 2022 All respondents n=2,018
~ Re-phrased statement in 2019 Survey.

Interest in the Arts*

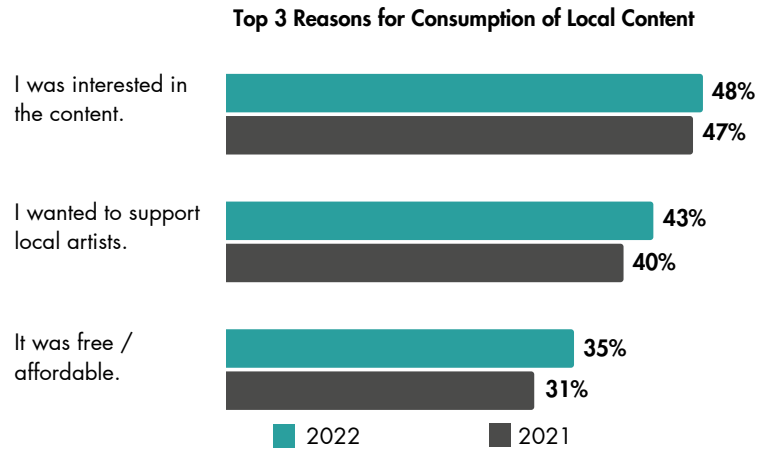
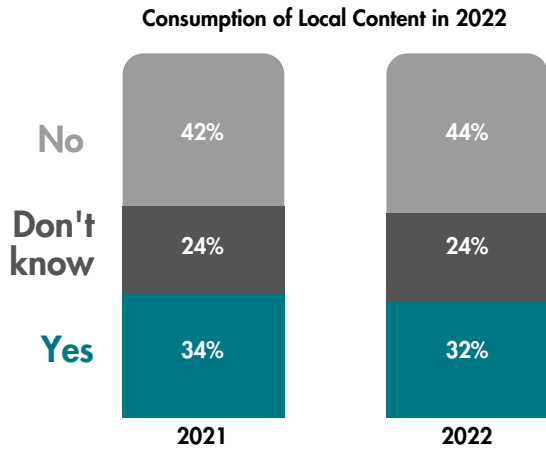
Interest in the arts in 2022 continued to trend upwards.



Base: 2019 All respondents n=1,176; 2021 All respondents n=2,047; 2022 All respondents n=2,018
* Respondents were asked about their level of interest in the arts before an explanation of what it means to engage in the arts and culture was shown to them.

Consumption of Local Arts Content

Among those who engaged with the arts in 2022, at least 3 in 10 had consumed local arts content, citing interest in the content and a desire to support local artists.



Perceptions towards Benefits of the Arts by Consumption of Local Content

Consumers of local content tended to perceive personal and community benefits of the arts more positively than those who did not.

Personal Benefits

The arts and culture give us a better understanding of people of different backgrounds and cultures.



The arts and culture help us to express our thoughts, feelings and ideas.



The arts and culture inspire and help us to be more creative in our studies and/or work.



The arts and culture improve the quality of life.



Community Benefits

The arts and culture say who we are as a society and country.



The arts and culture in Singapore is something that Singaporeans can be proud of.



The arts and culture give us a greater sense of belonging to Singapore.



The arts and culture foster dialogue and understanding between different generations.



Engagement in arts and culture helps draw Singaporeans closer as a community.



The arts and culture contribute to the Singapore economy.



Key Drivers and Barriers to Arts Engagement

Drivers to Engagement

General reasons to engage with the arts mainly revolved around the desire to support loved ones, chancing upon free events and activities, enjoyment, relaxation and having heard positive reviews from acquaintances.



A decision was taken to ask this question to all respondents regardless of their arts and culture engagement in 2022.
Base: 2022 All respondents n=2,018
~ Re-phrased statement in 2020 Survey.
New statement added in 2020 Survey.

Barriers to Engagement


General barriers to arts engagement related to unfamiliarity with artists, other commitments, a lack of companion to attend arts and cultural events with, a lack of awareness of ongoing events and preference for other activities.



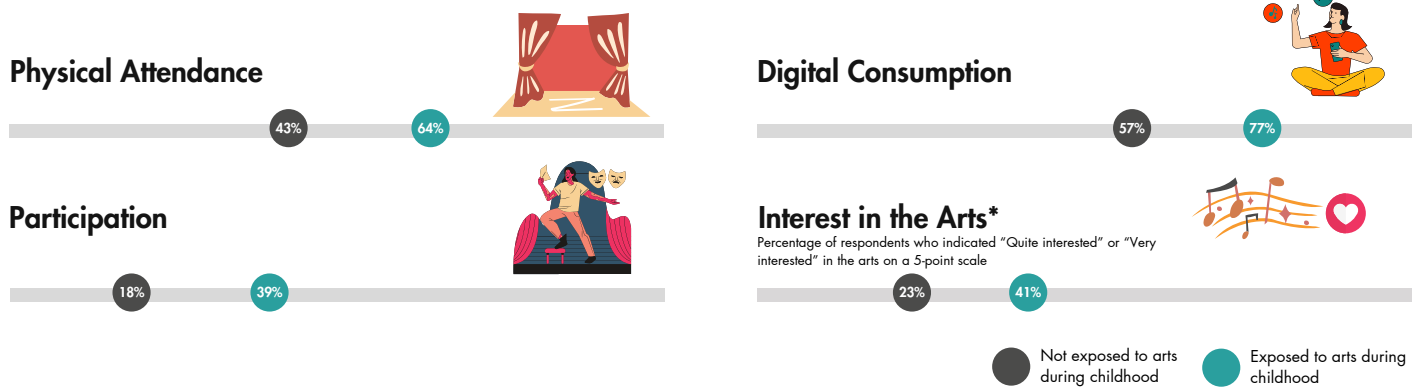
A decision was taken to ask this question to all respondents regardless of their arts and culture engagement in 2022.
Base: 2022 All respondents n=2,018

Childhood Engagement with the Arts

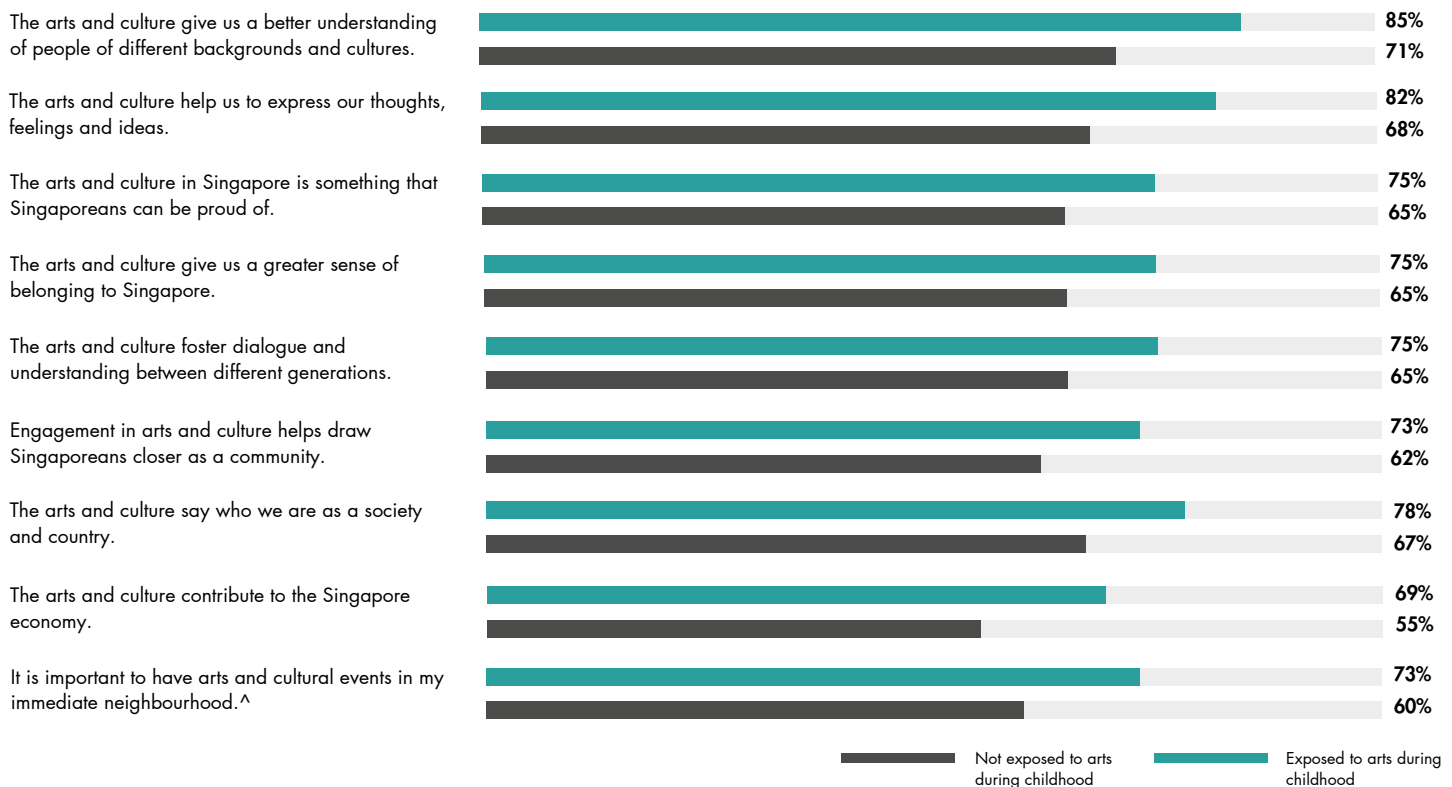
Members of the public who had engaged in the arts during childhood were more likely to express higher levels of engagement, more positive perceptions of and greater interest in the arts.



Current Arts Engagement Behaviour by Childhood Exposure



Perceptions towards the Arts by Childhood Exposure



Base: 2022 All respondents n=2,018, 2022 Exposed to arts during childhood n=1,597, 2022 Not exposed to arts during childhood n=421
*Respondents were asked about their level of interest in the arts again after an explanation of what it means to engage in the arts and culture was shown to them.
[^]Statement asked from 2019 onwards.